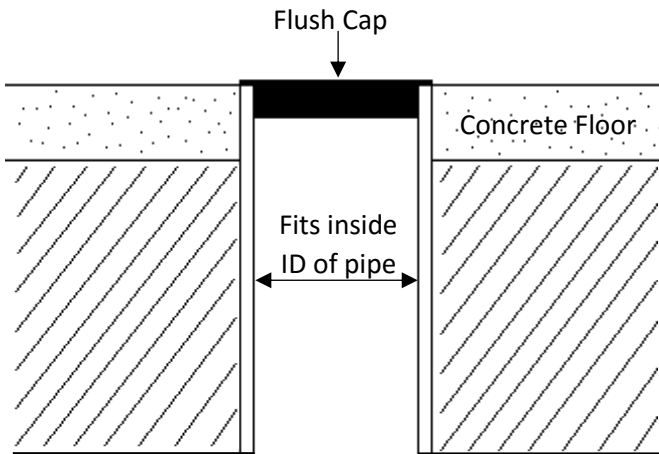


**No Mistakes – Professional – Easy**

**“Flush To Floor”**

**Finish For Your Cleanouts**



- Eliminates need for access boxes or access opening in floor
- Sealed access point to plumbing system
- Fits inside ID of pipe
- Available in 4" and 6" (ABS & PVC)


### Simple Installation




Mark Cap  
"DO NOT SLOPE FLOOR"  
Bring pipe up above finished floor height and cap



After concrete poured cut pipe flush to floor



Apply solvent weld to internal pipe



Apply solvent weld to ring and place in pipe



After solvent cement sets, tighten plug flush to floor



Finished product flush with floor

Pipe	Model No. for Order:
DWV	4" ABS & PVC: ML4-FCA-DWV / ML4-FCP-DWV
DWV	6" ABS & PVC: ML6-FCA-DWV / ML6-FCP-DWV
SDR	6" PVC: ML6-FCP-SDR